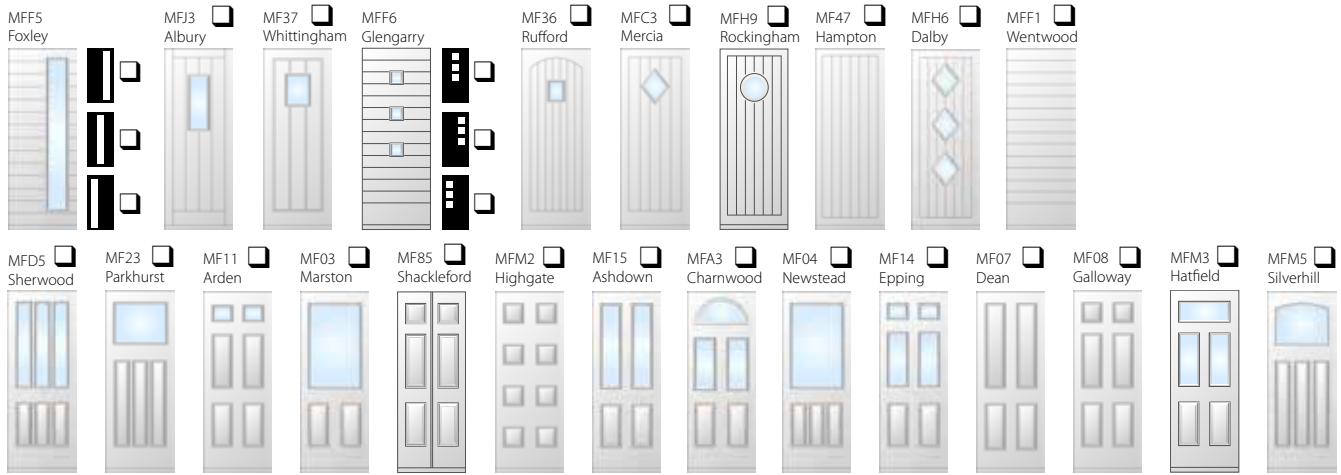


Company: \_\_\_\_\_  
 Account No. \_\_\_\_\_  
 Address: \_\_\_\_\_  
 \_\_\_\_\_  
 Postcode: \_\_\_\_\_  
 Tel: \_\_\_\_\_  
 Fax: \_\_\_\_\_  
 Contact Name: \_\_\_\_\_  
 Email: \_\_\_\_\_

Requested Delivery Date: \_\_\_\_\_  
 Order Reference: \_\_\_\_\_  
 Signature: \_\_\_\_\_

Page  of

Order  Quote







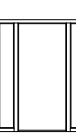

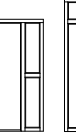

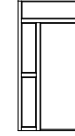




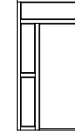
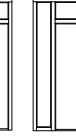

| Door Size* Include extensions, sills etc.        |                                                             |
|--------------------------------------------------|-------------------------------------------------------------|
| Overall width:.....mm                            |                                                             |
| Overall height:.....mm                           |                                                             |
| Blade option                                     |                                                             |
|                                                  | 44mm <input type="checkbox"/> 54mm <input type="checkbox"/> |
| Solid                                            | <input type="checkbox"/>                                    |
| Thermal                                          | <input type="checkbox"/>                                    |
| Handing Viewed from outside                      |                                                             |
| Hinge Left <input type="checkbox"/>              | Hinge Right <input type="checkbox"/>                        |
| Opens Inwards <input type="checkbox"/>           | Outwards <input type="checkbox"/>                           |
| Door Colour (Same colour both sides as standard) |                                                             |
| Chalk Cliff                                      | <input type="checkbox"/>                                    |
| Wax Seal                                         | <input type="checkbox"/>                                    |
| Summer Coral                                     | <input type="checkbox"/>                                    |
| Lemon Curd                                       | <input type="checkbox"/>                                    |
| Pitted Olive                                     | <input type="checkbox"/>                                    |
| Bottle                                           | <input type="checkbox"/>                                    |
| Chartwell                                        | <input type="checkbox"/>                                    |
| Cambridge Blue                                   | <input type="checkbox"/>                                    |
| Devonshire                                       | <input type="checkbox"/>                                    |
| Savile Row                                       | <input type="checkbox"/>                                    |
| Mulberry                                         | <input type="checkbox"/>                                    |
| Merlot                                           | <input type="checkbox"/>                                    |
| Bournville                                       | <input type="checkbox"/>                                    |
| Mannequin                                        | <input type="checkbox"/>                                    |
| Potter's Wheel                                   | <input type="checkbox"/>                                    |
| French Sage                                      | <input type="checkbox"/>                                    |
| Vellum                                           | <input type="checkbox"/>                                    |
| Dove                                             | <input type="checkbox"/>                                    |
| Smokestack                                       | <input type="checkbox"/>                                    |
| Anthracite                                       | <input type="checkbox"/>                                    |
| Whitby Jet                                       | <input type="checkbox"/>                                    |
| Interior Door Colour (Optional)                  |                                                             |
| White (Chalk Cliff)                              | <input type="checkbox"/>                                    |
| Other Interior Colour (From our range)           |                                                             |
| .....                                            | <input type="checkbox"/>                                    |



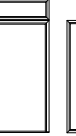

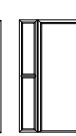

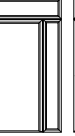


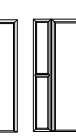
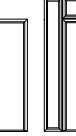
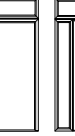



| Frame                                   | PVC-U <input type="checkbox"/>    | Hardwood <input type="checkbox"/>                           |
|-----------------------------------------|-----------------------------------|-------------------------------------------------------------|
| PVC-U Frame Colour                      | Int. <input type="checkbox"/>     | Ext. <input type="checkbox"/>                               |
| <b>White PVC-U Standard</b>             | <input type="checkbox"/>          | <input type="checkbox"/>                                    |
| PVC-U Foiled Rosewood                   | <input type="checkbox"/>          | <input type="checkbox"/>                                    |
| PVC-U Foiled Light Oak                  | <input type="checkbox"/>          | <input type="checkbox"/>                                    |
| PVC-U Foiled Anthracite                 | <input type="checkbox"/>          | <input type="checkbox"/>                                    |
| PVC-U Sills                             | White <input type="checkbox"/>    | Match Frame Colour <input type="checkbox"/>                 |
| 100mm Stub Sill                         | <input type="checkbox"/>          | <input type="checkbox"/>                                    |
| 150mm Sill                              | <input type="checkbox"/>          | <input type="checkbox"/>                                    |
| 180mm Sill                              | <input type="checkbox"/>          | <input type="checkbox"/>                                    |
| Timber Frame Colour                     | Optional                          |                                                             |
| <b>Colour match the door</b>            | <input type="checkbox"/>          | White <input type="checkbox"/>                              |
| Timber Sills                            | Mahogany <input type="checkbox"/> | Match frame colour <input type="checkbox"/>                 |
| 94mm                                    | <input type="checkbox"/>          | <input type="checkbox"/>                                    |
| 144mm                                   | <input type="checkbox"/>          | <input type="checkbox"/>                                    |
| 174mm                                   | <input type="checkbox"/>          | <input type="checkbox"/>                                    |
| PVC-U Frame extensions                  | Viewed from outside               |                                                             |
| 25mm                                    | Left <input type="checkbox"/>     | Top <input type="checkbox"/> Right <input type="checkbox"/> |
| 44mm                                    | Left <input type="checkbox"/>     | Top <input type="checkbox"/> Right <input type="checkbox"/> |
| Timber Frame extensions                 | Viewed from outside               |                                                             |
| 10mm H/wood                             | Left <input type="checkbox"/>     | Top <input type="checkbox"/> Right <input type="checkbox"/> |
| 20mm H/wood                             | Left <input type="checkbox"/>     | Top <input type="checkbox"/> Right <input type="checkbox"/> |
| Thresholds                              |                                   |                                                             |
| Part M                                  | <input type="checkbox"/>          |                                                             |
| AM3 (Compatible with Timber Sills Only) | <input type="checkbox"/>          |                                                             |

| Glazing Options †Options with a choice of backing glass                                             |                                                                                                                                                          |
|-----------------------------------------------------------------------------------------------------|----------------------------------------------------------------------------------------------------------------------------------------------------------|
| Style                                                                                               | Colour Options                                                                                                                                           |
| <b>Clear†</b>                                                                                       | <input type="checkbox"/>                                                                                                                                 |
| Diamond Bevel†*                                                                                     | <input type="checkbox"/>                                                                                                                                 |
| Diamond†*                                                                                           | Red <input type="checkbox"/> Blue <input type="checkbox"/> Green <input type="checkbox"/> Grey <input type="checkbox"/>                                  |
| Simplicity                                                                                          | Brass <input type="checkbox"/> Zinc <input type="checkbox"/>                                                                                             |
| Reflections                                                                                         | <input type="checkbox"/>                                                                                                                                 |
| Murano†                                                                                             | Red <input type="checkbox"/> Blue <input type="checkbox"/> Green <input type="checkbox"/> Purple <input type="checkbox"/> Black <input type="checkbox"/> |
| Finesse                                                                                             | <input type="checkbox"/>                                                                                                                                 |
| Flair                                                                                               | <input type="checkbox"/>                                                                                                                                 |
| Lattice†*                                                                                           | Red <input type="checkbox"/> Blue <input type="checkbox"/> Green <input type="checkbox"/> Bevel <input type="checkbox"/>                                 |
| Diamond Cut                                                                                         | <input type="checkbox"/>                                                                                                                                 |
| Crystal Diamond†*                                                                                   | <input type="checkbox"/>                                                                                                                                 |
| Elegance                                                                                            | <input type="checkbox"/>                                                                                                                                 |
| Dorchester                                                                                          | Amber <input type="checkbox"/> Blue <input type="checkbox"/> Green <input type="checkbox"/>                                                              |
| Fleur†*                                                                                             | <input type="checkbox"/>                                                                                                                                 |
| Prairie                                                                                             | <input type="checkbox"/>                                                                                                                                 |
| Satin†                                                                                              | <input type="checkbox"/>                                                                                                                                 |
| Please refer to the Craftsman range brochure for all available glazing options for each door style. |                                                                                                                                                          |
| Safety Glass                                                                                        |                                                                                                                                                          |
| Laminated (Available on Glass styles marked with *)                                                 | <input type="checkbox"/>                                                                                                                                 |
| Bar options                                                                                         |                                                                                                                                                          |
| Georgian† (Marston, Newstead, Parkhurst & Silverhill Only)                                          | <input type="checkbox"/>                                                                                                                                 |
| Northumberland† (Marston and Newstead Only)                                                         | <input type="checkbox"/>                                                                                                                                 |
| † Backing Glass                                                                                     |                                                                                                                                                          |
| Pilkington Stippolyte™                                                                              | <input type="checkbox"/> Pilkington Contora™ <input type="checkbox"/>                                                                                    |
| Pilkington Cotswold™                                                                                | <input type="checkbox"/> Pilkington Minster™ <input type="checkbox"/>                                                                                    |






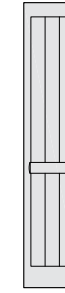

\*Sizes listed will be manufactured sizes. Allow for fitting tolerance in the dimensions you provide.  
 Default options highlighted in **Bold**.  
 Options available are dependant on door style - refer to the Craftsman style guide for information.  
 All door styles pictured are viewed from outside.

| Hardware Colour |                          | Handles                                         |                          | Knocker               |                          | Letterbox                                                                           |                                                                                     |
|-----------------|--------------------------|-------------------------------------------------|--------------------------|-----------------------|--------------------------|-------------------------------------------------------------------------------------|-------------------------------------------------------------------------------------|
| Pewter          | <input type="checkbox"/> | Avon Slimline Lever                             | <input type="checkbox"/> | Pear Door Knocker     | <input type="checkbox"/> | <b>Position of Letterbox</b>                                                        |                                                                                     |
| Black           | <input type="checkbox"/> | Cottage Slimline Lever                          | <input type="checkbox"/> | Shakespeare           | <input type="checkbox"/> |  |  |
|                 |                          | Gothic Slimline Lever                           | <input type="checkbox"/> | Loop (Only in Black)  | <input type="checkbox"/> | <input type="checkbox"/>                                                            | <input type="checkbox"/>                                                            |
|                 |                          | Octagonal Centre Door Knob                      | <input type="checkbox"/> | None                  | <input type="checkbox"/> |                                                                                     |                                                                                     |
|                 |                          | None (Escutcheon Pull Assembly only + AV2 Lock) | <input type="checkbox"/> | <b>Numerals</b> _____ |                          |                                                                                     |                                                                                     |


| Timber Toplights and Sidelights (Hardwood Capped)                                 |                                                                                   |                                                                                   |                                                                                   |                                                                                   |                                                                                   |                                                                                   |                                                                                   |                                                                                   |                                                                                   |                                                                                   |                                                                                    |                                                                                     |                                                                                     | Integrated               | Seperate                 |
|-----------------------------------------------------------------------------------|-----------------------------------------------------------------------------------|-----------------------------------------------------------------------------------|-----------------------------------------------------------------------------------|-----------------------------------------------------------------------------------|-----------------------------------------------------------------------------------|-----------------------------------------------------------------------------------|-----------------------------------------------------------------------------------|-----------------------------------------------------------------------------------|-----------------------------------------------------------------------------------|-----------------------------------------------------------------------------------|------------------------------------------------------------------------------------|-------------------------------------------------------------------------------------|-------------------------------------------------------------------------------------|--------------------------|--------------------------|
|  |  |  |  |  |  |  |  |  |  |  |  |  |  | <input type="checkbox"/> | <input type="checkbox"/> |
| 1. Single                                                                         | <input type="checkbox"/>                                                          | 2. Toplight                                                                       | <input type="checkbox"/>                                                          | 3. Double                                                                         | <input type="checkbox"/>                                                          | 4. Double w/ Midrail                                                              | <input type="checkbox"/>                                                          | 5. Double w/ Toplight                                                             | <input type="checkbox"/>                                                          | 6. Double with Toplight and Midrail                                               | <input type="checkbox"/>                                                           | 7. Sidelight                                                                        | <input type="checkbox"/>                                                            |                          |                          |
| 8. Sidelight w/ Midrail                                                           | <input type="checkbox"/>                                                          | 9. Sidelight w/ Toplight                                                          | <input type="checkbox"/>                                                          | 10. Sidelight w/ Toplight and Midrail                                             | <input type="checkbox"/>                                                          | 11. Extended Sidelight w/ Toplight                                                | <input type="checkbox"/>                                                          | 12. Ext. Sidelight w/ Toplight and Midrail                                        | <input type="checkbox"/>                                                          | 13. Double with Double Midrails                                                   | <input type="checkbox"/>                                                           | 14. Sidelight w/ Double Midrails                                                    | <input type="checkbox"/>                                                            |                          |                          |

| Separate PVC-U Toplights and Sidelights                                           |                                                                                   |                                                                                   |                                                                                   |                                                                                   |                                                                                   |                                                                                   |                                                                                   |                                                                                   |                                                                                   |                                                                                   |                                                                                    |                                                                                     |                                                                                     |                                                                                     |
|-----------------------------------------------------------------------------------|-----------------------------------------------------------------------------------|-----------------------------------------------------------------------------------|-----------------------------------------------------------------------------------|-----------------------------------------------------------------------------------|-----------------------------------------------------------------------------------|-----------------------------------------------------------------------------------|-----------------------------------------------------------------------------------|-----------------------------------------------------------------------------------|-----------------------------------------------------------------------------------|-----------------------------------------------------------------------------------|------------------------------------------------------------------------------------|-------------------------------------------------------------------------------------|-------------------------------------------------------------------------------------|-------------------------------------------------------------------------------------|
|  |  |  |  |  |  |  |  |  |  |  |  |  |  |  |
| 1. Single                                                                         | <input type="checkbox"/>                                                          | 2. Integrated Toplight                                                            | <input type="checkbox"/>                                                          | 3. Toplight                                                                       | <input type="checkbox"/>                                                          | 4. Double                                                                         | <input type="checkbox"/>                                                          | 5. Double w/ Midrail                                                              | <input type="checkbox"/>                                                          | 6. Double w/ Toplight                                                             | <input type="checkbox"/>                                                           | 7. Double w/ Toplight and Midrail                                                   | <input type="checkbox"/>                                                            |                                                                                     |
| 8. Sidelight                                                                      | <input type="checkbox"/>                                                          | 9. Sidelight w/ Midrail                                                           | <input type="checkbox"/>                                                          | 10. Extended Sidelight w/ Toplight                                                | <input type="checkbox"/>                                                          | 11. Sidelight w/ Toplight                                                         | <input type="checkbox"/>                                                          | 12. Ext. Sidelight w/ Toplight and Midrail                                        | <input type="checkbox"/>                                                          | 13. Sidelight w/ Toplight and Midrail                                             | <input type="checkbox"/>                                                           | 14. Double w/ Double Midrails                                                       | <input type="checkbox"/>                                                            |                                                                                     |
| 15. Sidelight w/ Double Midrails                                                  | <input type="checkbox"/>                                                          |                                                                                   |                                                                                   |                                                                                   |                                                                                   |                                                                                   |                                                                                   |                                                                                   |                                                                                   |                                                                                   |                                                                                    |                                                                                     |                                                                                     |                                                                                     |

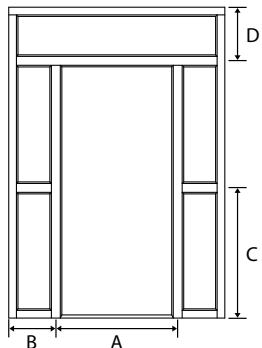
| Toplight and Sidelight Glazing options | Clear <input type="checkbox"/> | Obscure <input type="checkbox"/> | Satin <input type="checkbox"/> |
|----------------------------------------|--------------------------------|----------------------------------|--------------------------------|
|----------------------------------------|--------------------------------|----------------------------------|--------------------------------|

| Side Panels                                                                         | Side Panel Glazing                   | Style C                  | Style D                  | Style E                  |
|-------------------------------------------------------------------------------------|--------------------------------------|--------------------------|--------------------------|--------------------------|
|  | Clear                                | <input type="checkbox"/> | <input type="checkbox"/> | <input type="checkbox"/> |
|  | Obscure                              | <input type="checkbox"/> | <input type="checkbox"/> | <input type="checkbox"/> |
|  | Satin                                | <input type="checkbox"/> | <input type="checkbox"/> | <input type="checkbox"/> |
|  | As Door                              | <input type="checkbox"/> | <input type="checkbox"/> | <input type="checkbox"/> |
|  | Laminated                            | <input type="checkbox"/> | <input type="checkbox"/> | <input type="checkbox"/> |
|  | <b>Backing Glass (if applicable)</b> |                          |                          |                          |
|  | Stippolyte™                          |                          |                          | <input type="checkbox"/> |
|                                                                                     | Contora™                             |                          |                          | <input type="checkbox"/> |
|                                                                                     | Cotswold™                            |                          |                          | <input type="checkbox"/> |
|                                                                                     | Minster™                             |                          |                          | <input type="checkbox"/> |
|                                                                                     | <b>Letterbox</b>                     |                          |                          | <input type="checkbox"/> |

**Notes & Sketches**



**Toplight and Sidelight/Sidepanel Dimensions**  
(between midrail & transom points. If applicable.)



A: .....mm  
 B: .....mm  
 C: .....mm  
 D: .....mm