

# CONTENTS

|                                    |    |
|------------------------------------|----|
| Your project begins here           | 4  |
| Choosing the right windows & doors | 6  |
| Energy efficiency                  | 8  |
| Security                           | 10 |
| Casement Windows                   | 12 |
| Bay and bow windows.               | 16 |
| Colours                            | 18 |
| Tilt and turn windows              | 20 |
| Sliding Sash Windows               | 22 |
| French Doors & Sliding Patio Doors | 24 |
| Single doors                       | 26 |
| Composite Doors                    | 28 |
| Real Wood Entrance Doors           | 30 |
| Window Handles & door furniture    | 32 |
| Glass Options                      | 34 |
| Conservatories and Orangeries      | 36 |
| Conservatory options               | 38 |
| Solid roof glazed extensions       | 40 |
| Notes                              | 42 |







## Windows & doors for different house styles

### Choosing new windows and doors can transform your home.

The style and colour can change the look of the property, and the right window and door design will make your home a more comfortable and practical place to live in.

Our products are designed to let in more daylight and even create more space, as well as being energy efficient and secure.

There's lots of ideas and tips in this brochure along with useful information about our windows, doors, conservatories and sun rooms. If you have any questions or want to see a sample just ask us.





Choosing a different window style, door design or frame colour can transform the way your house looks from the outside.

This brochure will show you lots of designs and options to help you choose your windows, doors, new sunroom or glazed extension.

You'll find windows and doors in traditional, modern and contemporary styles to create the look you want to achieve for your project.







Choosing design options and colours to suit your house style.






# CHOOSING QUALITY FIRST



Our window, door and glazing products are manufactured here in the UK to ISO9001 quality management accreditation.

Tested to the most stringent standards of performance, our PVCu windows, doors and glazing products offer improved strength, security, insulation and durability, along with style and elegance.





## HIGH QUALITY PRODUCTS - EXPERTLY FITTED

To achieve optimum aesthetics and performance our products are installed to the best standard by our highly trained installation teams as well as being manufactured to the highest quality.



## SLIMLINE FRAMES

Slimline frames provide a bigger glass area. This not only lets more light into the room, it also gives a better view out.



SBD

## HIGH SECURITY

Our windows and doors are Secured by Design approved and manufactured to the Police Preferred Specification for security.



## A+ ENERGY RATED WINDOWS

Choosing windows with a higher energy rating will eliminate draughts and make your rooms more comfortable.



## RCM THERMALLY ENHANCED

We fit recycled composite material (RCM) inserts into our PVCu windows and doors to add strength and improve thermal efficiency to keep the heat inside and cold outside.

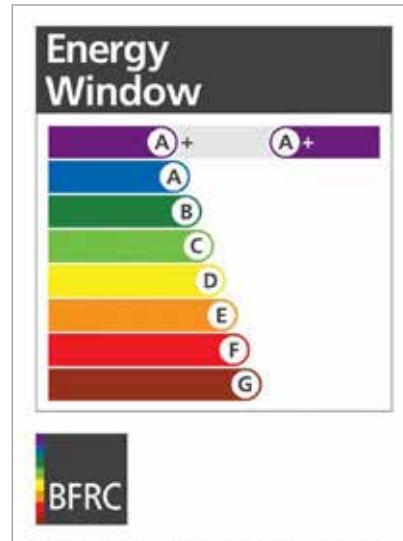


## MANY COLOUR OPTIONS INCLUDING WHITE INSIDE, COLOUR OUTSIDE




# ENERGY SAVING

Windows are an important part of your property's warmth, reducing heat loss and your heating bill.



Our windows offer excellent thermal efficiency and can achieve an A+ rating for energy saving. This traps heat inside and provides a barrier to the cold air outside.

Slim window frames also create a bigger glass area, allowing in more natural sunlight to help warm the room in the cooler months.







## TOP TIP

An A+ energy rated window will help keep the room at an even temperature and reduce draughts making it more comfortable.



### ENERGY RATINGS

Our windows feature the latest technology multi-chamber frames with RCM inserts and highly insulated glass units. This means our double glazed windows can achieve an A+ rating for energy efficiency and have an excellent U-value of 1.1 W/m<sup>2</sup>K (U-value is the measure of thermal loss).



### SUSTAINABILITY

PVCu windows are a highly sustainable option, and can last up to 60 years. All our windows are fully recyclable.



### TRIPLE GLAZING FOR HIGHEST INSULATION AND NOISE REDUCTION

Triple glazing can provide the highest level of thermal efficiency, ideal for high specification new build houses or extensions. It is also effective in reducing noise pollution - for example from airports and busy roads. Ask us for details.

A close-up photograph of a hand operating a modern, polished chrome door handle. The handle is mounted on a white door frame. The hand is shown from the side, with fingers gripping the handle. A dark blue circular callout box with a white border is positioned in the upper right corner of the image. The background is a plain, light-colored wall.

## TOP TIP

A Secured by Design product is manufactured to the Police Preferred Specification for security, assuring you that your home is secure.



# NO COMPROMISE ON SECURITY



## FIRE ESCAPE

We offer high-strength fire egress hinges that open extra wide. This creates an opening that can be used as a means of escape in the event of a fire. Our fire escape windows comply with Building Regulations.



## Safe, secure and peace of mind.

Our windows and doors are fitted with high security locking and are independently tested to the extreme, giving you peace of mind.



## SECURED BY DESIGN

All our windows and doors are Secured by Design approved to the Police Preferred Specification and tested to achieve the rigorous PAS 24 accreditation

Our windows and doors achieve this level of high security by using multi-point locking systems and additional security enhancements to protect from intruders.



## MULTIPOINT LOCKING

Multipoint locking comes as standard. Our doors feature claw locks and windows have our bi-directional locking systems.

# CASEMENT WINDOWS

Our casement window range is designed to improve the amount of natural daylight in the room. The slimline frames feature more glass to let the sunlight flood in.

With our windows, you benefit from extra light, an attractive and clean design, high security, and an excellent thermal performance.

There are 3 casement window frame styles to choose from, to suit any style of property. There is optional detailing available to either complement your house style, or transform its look.



## SCULPTURED FRAMES

Sculptured windows feature a slimline frame and offer a rounded and ornate appearance that adds character. An optional woodgrain finish gives the window a traditional timber look.



## CHAMFERED FRAMES

Chamfered windows have the classic appearance of a wooden window. They offer the added advantage of looking as good on new houses as they do on traditional properties.

## FLASH SASH WINDOWS

Flush sash windows create a traditional timber look, perfect for adding character to any property, whilst combining the low maintenance of PVCu material.



SLIMLINE  
FRAMES LET  
THE LIGHT  
FLOOD IN



## TOP TIP

Caseement windows are the most popular design for homes. The window sashes open outward for ventilation.





BESPOKE  
WINDOWS TO  
CREATE AN  
AUTHENTIC  
LOOK



# HOW THE DETAILS MAKE THE DIFFERENCE

## Casement Windows design options

Casement windows are made bespoke to your project so you can choose design options to create an authentic look.



### TOP TIP

Astragal bars are traditionally used to offer an authentic Georgian appearance. However horizontal astragal bars can create a contemporary style.





### ASTRAGAL BARS

Astragal bars are fixed either side of the glass and we precision mill the bars to create a high-quality join for a real wood look.



### LEADED GLASS

Achieve a traditional look with leaded glass. Choose from either a classic square, diamond, Queen Anne or create a unique design bespoke to you.



### GEORGIAN BARS

Georgian bars are fitted inside the glazing for easier maintenance and cleaning whilst still appearing traditional.



### HERITAGE STYLING

Casement window sashes can feature horns to mimic a traditional sliding box sash window. This is perfect for blending in with surrounding properties.







## TOP TIP

To modernise a traditional bay choose plain glass with simple horizontal bars across the glass.



# BAY AND BOW WINDOWS

A bay window adds space and light to a room as well as character.

Choose from an option of traditional bay and bow features for a window ideal for older properties.

## DUMMY SASHES

Dummy sashes can be added to bay windows to create an equal line between panes that do and don't open, perfect for traditional properties looking to retain their character.





CREATE A  
SENSE OF  
SPACE &  
LIGHT

# FRENCH CASEMENT

French casement windows add light to any home by opening up completely, giving an uninterrupted view as there's no central frame.

## OPEN WIDE

Each side of a French casement window opens to a 90 degree angle to create a greater sense of space and light.

## FIRE SAFETY

Because both window sashes open wide without a centre mullion, French casements can be used to create an opening that's big enough to use as a fire escape. Ask us for details.

## VENTILATION

The wide opening of a French casement gives the optimum ventilation and light.

## EASY CLEANING

The inward wide opening of a French casement means the whole window can be easily cleaned from the inside.

# COLOUR OPTIONS

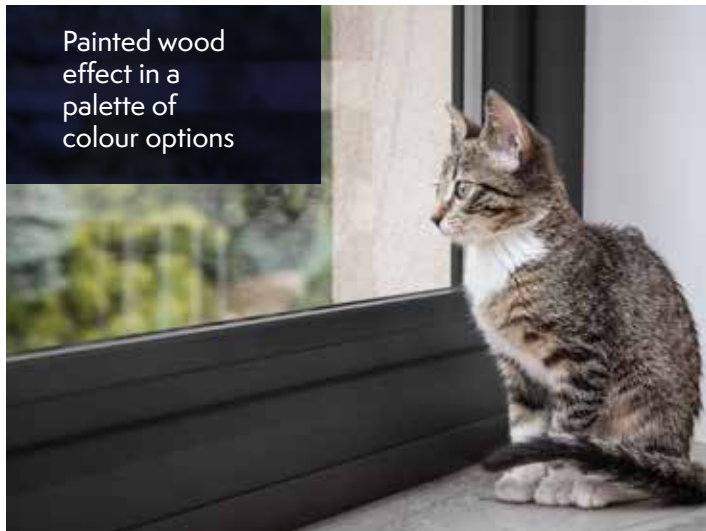
The colour of your windows can completely transform the style of your home.

Our huge colour range provides endless possibilities for your design project. Ask us about our full range of colour options available.

We also offer a dual colour option, with a coloured exterior and

white interior to match your home perfectly.

Choose from classic white, bold or subtle colours in a painted wood effect, or an authentic natural wood style window.



## ASK US ABOUT OUR FULL RANGE OF COLOUR OPTIONS AVAILABLE


Popular colour choices:




CREAM




ANTHRACITE  
GREY ON WHITE




AGATE GREY



SLATE GREY




CHARTWELL  
GREEN




BLACK BROWN



WHITE  
WOODGRAIN



ROSEWOOD  
ON WHITE



LIGHT OAK  
ON WHITE

Some colours require an extended lead time, ask for details. Colours are for guidance only and the print image may vary from the actual windows or doors







# TILT & TURN WINDOWS

Tilt & turn windows are versatile and functional.

Because the windows open inwards they are safer for high rise windows or to avoid causing an obstruction by opening outwards. It also makes them easy to clean from inside the house.

By opening inwards, Tilt & turn windows are also perfect where limited space outside the window would prevent a casement window from opening, for example, a low hanging gutter.



Versatility and  
functionality for  
enhanced practicality.

## TOP TIP

Tilt & turn windows are ideal for ground floor windows where an outward opening sash would obstruct a walkway.







## VENTILATION

The tilt function allows windows to open just from the top if required to effectively ventilate a room without compromising security.



## EASY CLEANING

The turn function allows windows to be fully opened inwards for easy cleaning from inside.



## LIMITED SPACE

Tilt & turn windows can open inwards where space is limited outside.

## MODERN AESTHETIC

Ideal for a modern home, tilt & turn windows provide a crisp, clean, and contemporary look.

# SLIDING SASH WINDOWS

Sliding sash windows offer the traditional look of timber, with the low maintenance benefits of PVCu.

This traditional style can add character to newer properties or preserve the character of older properties.



Preserve the  
character  
of older  
properties.



## CONSERVATION AREAS

The real wood look of sliding sash windows mean they can be used in conservation areas to retain a traditional style.

## ENERGY EFFICIENCY

Using PVCu instead of timber makes our sliding sash windows extremely weatherproof, eliminating the draughts, cold spots and rattling timber sliding sash windows cause, keeping your home warm.

## SASH HORNS

Sash horns can be added to a sliding sash windows to add an authentic look.





## TOP TIP


Woodgrain and wood effects are ideal to create a more traditional style of property. Coloured or foil windows can create a modern and contemporary style.



### Popular colour choices:




CHARISMA  
CREAM



CHARISMA  
GOLDEN OAK




CHARISMA  
IRISH OAK



CHARISMA  
ROSEWOOD



CHARISMA WHITE  
WOODGRAIN



HERITAGE  
& ULTIMATE  
CREAM  
WOODGRAIN



HERITAGE AND  
ULTIMATE FLAT  
WHITE



HERITAGE  
& ULTIMATE  
WHITE  
WOODGRAIN



REHAU  
GOLDEN OAK



REHAU  
ROSEWOOD

### SECURE

Using PVCu makes our sliding sash windows more secure due to their rigid material, multipoint locks and stainless steel hinges to prevent a break in.

### DESIGN OPTIONS

Choose from a range of design options, including coloured, foiled, woodgrain and wood effect finishes, to create the look you want to achieve for your property.





# FRENCH & PATIO DOORS

French and patio doors can be used to seamlessly connect your home to your garden while adding space and light with large glazed areas.

## FRENCH DOORS

French doors can be used to create a classic, elegant look and are ideal for traditional style homes.

Choose from an inward or outward opening style to suit the space your home and garden offers.

To match the style you want your project to achieve, choose from a variety of traditional styles and a choice of decorative, leaded or stained glass designs.






## PATIO AND WIDESPAN DOORS

Patio and widespan doors can be used as a contemporary way to open up a home, ideal if you're looking to achieve a modern style in your home.

Patio doors let in a great deal of natural light with more glass and less frame and the opportunity to slide the doors completely open.

Choose from the option of a traditional slide opening, or a tilt and slide for added ventilation.

Both styles of doors come with a 10 year guarantee, multi-point locking systems for security, and A-rated thermally efficient glazing.






# PVCU ENTRANCE DOORS

Our range of PVCu entrance doors can be used as front, rear, and porch doors.

With a low maintenance and long lasting material, you're guaranteed a bright and colourful entrance that won't fade or discolour.

Choose from a range of panel designs, glazing options, and colours, including a variety of Greys, Rosewood, Irish Oak, Steel Blue, Chartwell Green, Black Brown, or Classic White.

Popular colour choices:



CHARTWELL  
GREEN



CHARISMA  
ROSEWOOD



CHARISMA  
IRISH OAK



Guaranteed  
bright &  
colourful  
entrance.





## FRONT

PVCu front doors give your home a classic entrance, with the opportunity to tailor your door to suit the style of your home perfectly. Frames and seals effectively insulate your home from the cold and noise outside.



## BACK

Protect the back of your home from the elements and any opportunist burglars with our extremely secure PVCu back doors. With a low-maintenance and wipe clean material, PVCu back doors will withstand all the comings and goings from your house and garden.



# COMPOSITE DOORS

A composite door will give your property an elegant and timeless entrance whilst being highly durable, low-maintenance, secure, and weather resistant.

Tailor your composite door to any style and age of property with range of colours, glazing, sidelight and hardware options.

Incorporate woodgrain colours and finishes for a composite door that readily passes for real wood, ideal for older style properties.

Ask us for our composite door brochure to see all the styles, colours and options available.







Give your property an elegant & timeless entrance.



Composite doors can transform your home by combining the aesthetic appeal of a traditional timber door with the modern performance benefits of other materials.



# REAL WOOD ENTRANCE DOORS

**Craftsman are handmade,  
precision engineered timber doors.**

Beautifully designed, Craftsman doors are also insulated to keep your home warm and comfortable.

With a choice of over 27 door styles, each painted in a wide choice of colours using a hardwearing system equivalent to 10 brushed coats of paint.







Craftsman is  
our premium  
timber door and  
is exceptional in  
every way.



### STRONG AND SECURE CONSTRUCTION

The Craftsman door features a sturdy timber door blade that is precision engineered with a solid core of Kerto Q which has cross cross-banded lamels for stability. The Facings are made from tricoya with 100% water resistance throughout.

**EXTREME**  
**medite** **tricoya**

# WINDOW AND DOOR FURNITURE

Hardware can be used  
to give your home the  
finishing touches it needs  
to create the design you  
want.

Our window and door handles are BBA Certified  
and tested to withstand normal use over many  
years. Our stainless steel range of door handles are  
covered with a 25 years anti-corrosion guarantee,  
just ask us for full details.








## KNOCKERS

Knockers can be added or aswell as a bell for a more traditional look on a front door. Choose from a range of colours and finishes.



## LETTERBOXES

Tailor your letterbox to match with your window and door handles, with a variety of colours and finishes to choose from. Gold can be used to give homes a traditional feel, or black for a more modern style.



## SPY HOLES

Spy holes can be added to your door for an extra level of security so you can see who is at the door before opening it.

## NUMERALS

Add easy to read numerals so visitors to your home can find you easily.



## WINDOW HANDLES

The window handles you choose give your window the finishing touches and show the style of your property. Monkey tail handles are perfect for an elegant, heritage look.





Add a touch of creativity with a colourful splash of stained glass.

## DECORATIVE

Decorative glass is ideal for properties looking for a traditional style of windows.

Achieve a traditional look with leaded glass. Choose from either a classic square, diamond, Queen Anne or create a unique design.

Stained glass gives your home a touch of elegance and creativity with a colourful splash. Available in a range of patterns or the option to design your own.



## GLASS OPTIONS

Make your windows and doors bespoke to your project with our range of glass options.





## OBSCURE

Obscure glass can be used in houses looking for more privacy, or in bathrooms or living spaces that are in view.

Just ask us about the full range of obscure glass designs and styles available.

**There are 5  
levels of privacy  
dependant on the  
style of glass you  
choose.**



Privacy Level 1



Privacy Level 2



Privacy Level 3



Privacy Level 4



Privacy Level 5



Create a bright  
additional space  
with no planning  
required!

## CONSERVATORIES

With the walls and roof all made from glass, a conservatory gives your home an extra living space completely filled with natural sunlight, transforming any home.

A range of style options are available to suit the age and style of any property.

To find out more about the styles of conservatories, read pages 38 & 39.

## ORANGERIES AND SUN ROOMS

For more privacy, we have a range of orangeries and sun rooms.

An orangery is a beautiful home extension that looks like an original part

of your home while giving your property the light and open feel of a traditional conservatory with a glazed roof.

Design an orangery or sun room to transform your property with a choice of our extensive window range, and the option to add bi-fold or patio doors.







# SUN ROOMS AND GLAZED EXTENSIONS

Create a room filled with light to give your home extra space with a bespoke sun room or glazed extension.

The bright additional space can be used as a dining room, a retreat to relax in, a playroom, or whatever you need.

Sunrooms and glazed extensions can often be built under permitted development, so you don't need to worry about planning permission.



# CONSERVATORY STYLES



With our range of conservatory styles, you have a selection of design options to choose from to create the look you desire, whether your property is more traditional or modern.

Georgian and gable-end conservatories are in a square or rectangle shape, with the former coming with a sloping roof and the latter more upright.

Victorian conservatories are design and detail heavy, with a bow end and decorative ridges. This traditional style complements older properties best.

Lean-to conservatories are the simplest style, ideal for smaller properties or those with restricted eaves height.

P or T shaped conservatories have separate wings, creating 2 extra spaces, ideal for larger properties.







Traditional styles  
complement  
older properties  
best.







# SOLID ROOF CONSERVATORIES



**Solid roof conservatories help to create a warmer, more flexible living space.**

Ideal if you want an extra room that gives your home additional brightness, a solid roof conservatory also creates a comfortable space all year round with insulated tiles.

A solid roof conservatory can flow seamlessly from your home, with a range of coloured tiles to choose from to match your property.

## REPLACEMENT ROOFS

Solid roofs can replace old conservatory roofs for a brand new look to transform your house.

Solid roofs can be fitted to existing conservatories to give your space some extra insulation in the colder months and to block out the sun's glare in the summer months.

## NOTES



Colours shown in this leaflet may vary from the actual product due to variations in print and photographic processing. Colour samples of actual products are available on request to check the correct colour before you place an order.

The company reserves the right to change any products and specifications given in this brochure in line with its policy of continuous product development.

It is strictly forbidden to reproduce this brochure in whole or part. All products in this brochure are copyrighted and legal action will be taken against any person or company found infringing our intellectual rights (Refer to Design and Patents Act 1988 Section 107).

# SPACE & LIGHT

WINDOWS, DOORS & SUN ROOMS